




Plantillas para los llaveros acrílicos, metálicos, símil piel y carro que vendemos en Chapea.com, son plantillas editables en .PDF.


También puedes usar las medidas de referencia para elaborar los diseños con el programa que prefieras.

Una vez tengas tus diseños listos, puedes enviarlos a info@chapea.com indicando el número de pedido para asociarlo con tus diseños.


Puedes consultarnos cualquier duda que tengas, nuestro equipo te asesorará de la mejor manera.



















Medida: 32x32 mm Modelos: CR32




Medida: 32x40 mm Modelos: CR-AB







Medida: 25mm Modelos: CR25, CRZ, GP25, MH25, MD25, MZ25, MTN, MPD, MT25, MD25




Medida: 33 mm Modelos: CR-33, MO33




Medida: 37 mm Modelos: CR37




Medida: 39,5 x 48 mm Modelos: MY, CRY



Medida: 28 x 50 mm Modelos: MV



Medida: 25 x 25 mm Modelos: MK25, MF25



Medida: 30 mm Modelos: MFT, MBK, MGF, MBB, MS30

